

INDUSTRIAL PROPERTY FOR LEASE

WIDMER PLACE 5

9753-77 Widmer Road

Lenexa, Kansas



34,400 SF Available

Property Highlights

- 11,432 SF Available Office
- 22,968 SF Warehouse
- Excellent Office/Showroom Opportunity
- 16.6' - 18.5' Clear Height
- 7 Dock-High Doors
- Conveniently located at 98th St. and Widmer Road
- Interstate Access at 95th St. and I-35
- Easy access to I-35 and I-435
- Abundant Services Nearby

For more information or to schedule a tour, give us a call.

Kevin Wilkerson
913.469.4601 Direct
wilkerson@capital-kc.com

Phillip Algrim
913.469.4605 Direct
algrim@capital-kc.com

Erik Lund
913.469.4609 Direct
lund@capital-kc.com

NAI Capital Realty

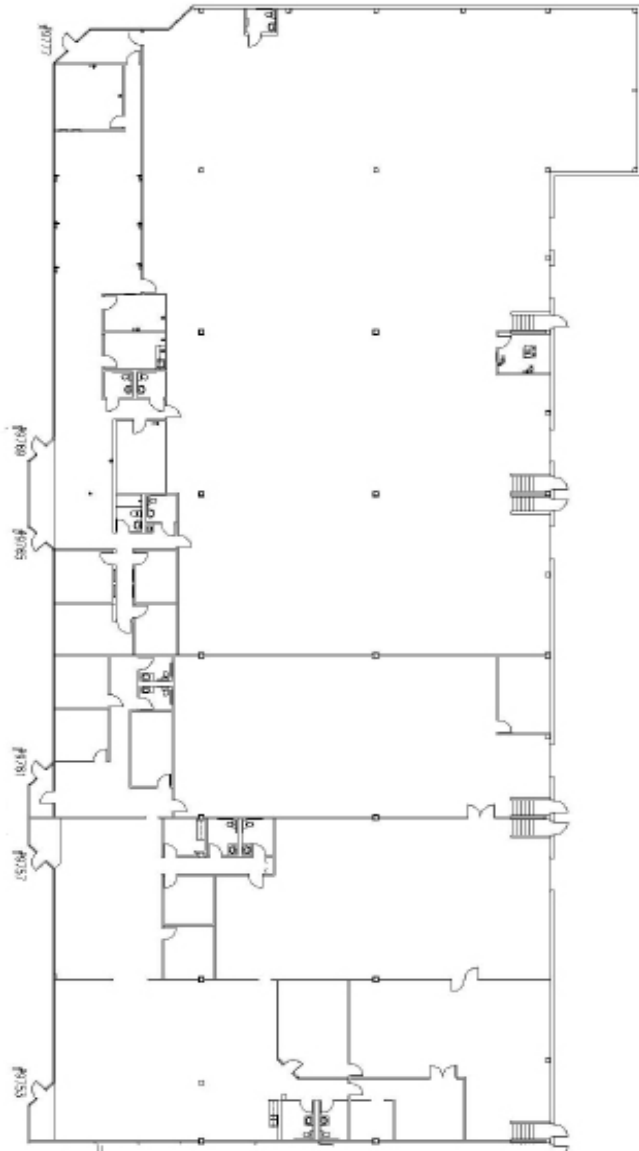


Commercial Real Estate Services, Worldwide.

7500 College Boulevard • Suite 920 • Overland Park KS 66210

The information contained herein has been given to us by the owner of the property or other sources we deem reliable. We have no reason to doubt its accuracy, but we do not guarantee it. All information should be verified prior to purchase or lease.

www.capital-kc.com

WIDMER PLACE 5
9753-77 Widmer Road
Lenexa, Kansas



34,400 Square Feet

For more information or to schedule a tour,
give us a call.

Kevin Wilkerson
913.469.4601 Direct
wilkerson@capital-kc.com

Phillip Algrim
913.469.4605
algrim@capital-kc.com

Erik Lund
913.469.4609
lund@capital-kc.com



Commercial Real Estate Services, Worldwide.

7500 College Boulevard • Suite 920 • Overland Park KS 66210

NAI Capital Realty

Commercial Real Estate Services, Worldwide.

Widmer Place 5 9753-77 Widmer Road Lenexa, Kansas

Leasing Information:

Square Feet:	34,400 SF	Lease Rate Per Month:	\$17,200.00
Office/Production Square Feet:	11,432 SF	Lease Rate Per Square Foot:	\$6.00 PSF
Warehouse Square Feet:	22,968 SF	Lease Type:	Gross Industrial

Building Data:

Private Offices:	12	Clear Height:	16.6' – 18.5'
Restrooms:	11	Column Spacing:	40' x 40'
Electrical Service:		Dock-High Doors:	7
Warehouse Lighting System:	Fluorescent Strip	Size of Dock-High Doors:	8' x 10'
Warehouse Heating System:	FAG Heaters	Drive-In Doors:	N/A
Sprinkler System:	Wet	Size of Drive-In Doors:	N/A
		Double Doors:	N/A

Site Data:

Zoning:	BP-2	Gas:	KCPL
Electricity:	KCPL	Sanitary Sewer:	Johnson County
Water:	Johnson County		

For Additional Information Contact:

7500 College Blvd., Suite 920
Overland Park, Kansas 66210
913.469.4600, Fax: 913469.4650

All information furnished concerning property for sale or lease is obtained from sources deemed reliable, but no warranty or representation is made as to the accuracy thereof and the same is submitted subject to errors, omissions, change of price, rental or other conditions, prior to sale or lease, or withdrawal without notice.